



**PFI MEGA LIFE**

**PFI MEGA LIFE LIQUID FUND**

**MONEY MARKET UNIT LINK**

Bloomberg Link: <https://www.bloomberg.com/quote/MPLLFI:IJ>

January 31, 2025

**Investment Objectives**

Maintain and obtain capital growth through investments in money market instruments, bonds with maturities of no more than 1 (one) year, and time deposits.

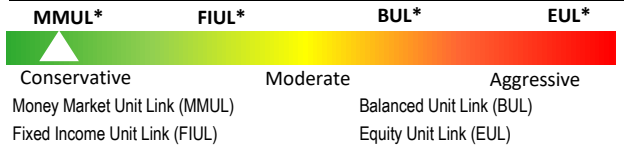
**Investment Policy**

Money Market 100%

**About PFI Mega Life**

Established in 2011, PT PFI Mega Life Insurance is a newly structured joint venture life insurance company which combines the global expertise of Prudential Financial Inc with the local market network of CT Corpora. PFI Mega Life offers an array of life insurance products which cater to a wide range of customers, from large entities to individuals.

**Risk Profile**



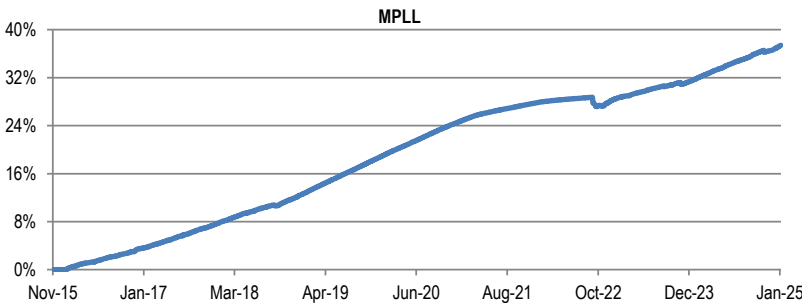
**Top Holdings in Portfolio (Alphabetical Order)**

No	Name	Investment Type	Related Party
1	Allo Bank Indonesia Tbk	Time Deposit	Yes
2	Bank BRI (persero) Tbk	Time Deposit	No
3	SPN12250710	Gov. Bond < 1 year	No
4	SPN12250807	Gov. Bond < 1 year	No
5	SPN12251002	Gov. Bond < 1 year	No
6	SPN12260108	Gov. Bond < 1 year	No
7	SPNS02022025	Gov. Bond < 1 year	No
8	SPNS04082025	Gov. Bond < 1 year	No
9	SPNS07072025	Gov. Bond < 1 year	No
10	SPNS09062025	Gov. Bond < 1 year	No

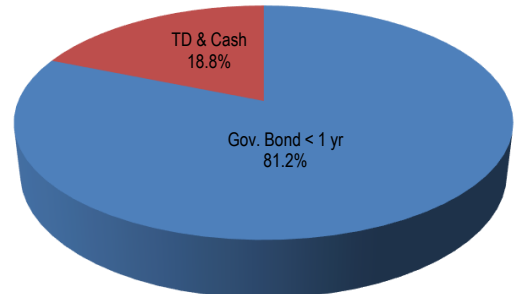
**Unit Link Information**

Inception Date	November 16, 2015	
Investment Manager	PFI Mega Life Insurance	
Assets Under Management	31,513,892,654	
Total Unit Issued	22,936,648	
Custodian Bank	Deutsche Bank	
NAV/Unit as of	November 16, 2015	1,000.00
NAV/Unit as of	January 31, 2025	1,373.95
Valuation Period	Daily	
Currency	Rupiah	
Management Fee Max.	1.85% p.a.	
Custodian Fee Max.	0.15% p.a.	

**Since Inception Performance**



**Assets Allocation**



**Investment Risks**

- Risk of deteriorating economic and political conditions.
- Risk of dissolution and liquidation.
- Risk of decrease in investment value.
- Risk of liquidity.

**Unit Link Monthly Performance For The Last 12 Months**

Period	Feb-24	Mar-24	Apr-24	May-24	Jun-24	Jul-24	Aug-24	Sep-24	Oct-24	Nov-24	Dec-24	Jan-25
Return	0.33%	0.34%	0.35%	0.38%	0.30%	0.32%	0.30%	0.44%	0.31%	0.02%	0.25%	0.49%

**Unit Link Annual Performance For The Last 5 Years**

Period	FY 2020	FY 2021	FY 2022	FY 2023	FY 2024
Return	4.98%	2.61%	0.53%	2.51%	3.81%

**Historical Performance**

	1 Month	3 Month	6 Month	YTD	1 Year	3 Year	5 Year	Since Inception
PFI Mega Life Liquid Fund (MPLL) *	0.49%	0.76%	1.82%	0.49%	3.90%	7.34%	15.26%	37.40%
Peer Group Index**	0.46%	1.19%	2.41%	0.46%	4.70%	12.11%	20.90%	46.71%
Peer Group Index Alpha	0.03%	-0.43%	-0.58%	0.03%	-0.80%	-4.78%	-5.65%	-9.31%
Benchmark***	0.41%	1.16%	1.98%	0.41%	3.59%	9.44%	17.12%	42.86%
Benchmark Alpha	0.08%	-0.40%	-0.15%	0.08%	0.31%	-2.11%	-1.86%	-5.47%

Notes: \*. Old: Mega Prima Link Liquid Fund; \*\*. Money Market Fund Index (MMFI); \*\*\*. IDR 1 Month TD Rate Net.

**Disclaimer:**

This report is prepared by PT PFI Mega Life Insurance for informational purposes only and can not be used or used as a basis for offering or selling. This report is based on the circumstances that have occurred and has been carefully prepared by PT PFI Mega Life Insurance even though PT PFI Mega Life Insurance does not guarantee the accuracy or completeness of the report. PT PFI Mega Life Insurance and its officers or employees shall not be liable for any direct or indirect losses arising from any use of this report. THE PAST PERFORMANCE DOES NOT REFLECT THE FUTURE PERFORMANCE. The prospective Investors must understand the risks of investing in Unit Link (Capital Market), therefore prospective Investors must read and understand the contents of Policy/Brochure before deciding to invest.

**PT PFI MEGA LIFE INSURANCE**

Head Office : GKM Green Tower Lt. 17. Jl. T.B. Simatupang Kav. 89G, Pasar Minggu, Jakarta Selatan 12520. Phone: +62 21 50812100, www.pfimegalife.co.id.

